

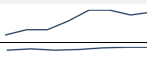
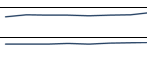
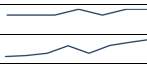







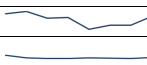

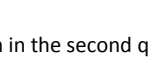





Children and Families Performance FY2016/17 Q2 part 2

^Data point may be previous quarter or previous year.

* East Midlands not SN

Supporting Indicator	Updated	Latest update	Current Performance	Better or worse than previous data point	Trend Charts	Status RAG	National benchmark (quartile 1 = top)	Most recent Statistical Neighbour average	2017/18 target
Children and young people achieve their potential									
Education Sufficiency									
The % of pupils obtaining their first preferences for first time admission to primary school.	N	2016	91.8% Better			G	1	90.2%	90%
The % of secondary pupils achieving their first preference for secondary transfer.	N	2016	95.7% Similar			G	1	91.2%	98%
Education Quality									
The % of eligible 2 year olds taking up their FEEE	Y	Q2 2016/17	78.0% Similar			A	3	76%	78%
The % of eligible 3 and 4 year olds taking up their FEEE	Y	Q2 2016/17	99.0% Similar			G	3	98%	98%
The % of all childcare providers rated good or outstanding.	Y	Q2 2016/17	91.0% Better			G	1	87.1%	Top quartile
The % of schools rated Good or Outstanding.	Y	Aug-16	88.7% Better			A	2	88.0%	>84%
The % of Special Schools rated Good or Outstanding	Y	Aug-16	100% Same			G	1	98.2%	100%
The % of pupils in Good or Outstanding schools	Y	Aug-16	86.6% Better			A	2	85.7%	no target
The % of reception pupils reaching a 'Good' level of development'.		2016	67.50% Better			A	3	71.8%	60%
Key Stage 2 - pupils achieving expected standard in Reading, Writing and Mathematics	Y	2016	52.0% New			A	3	51.3%	85% (old measure)
Key Stage 4 - Progress 8	Y	2016	-0.11 New			A	3	-0.04	70%
Progress measures from KS1 to KS2 (Maths)	Y	2016	-1.12 New			Not yet available			Above national average
Progress measures from KS1 to KS2 (Writing)	Y	2016	-0.73 New			Not yet available			Above national average
Progress measures from KS1 to KS2 (Reading)	Y	2016	-1.04 New			Not yet available			Above national average
A Level average points score (per entry)	Y	2016	208.50 Worse			A	3	n/a	215
% of Level 2 qualifications by age 19	N	2015	85.4% Similar			A	3	86.3%	88%
Secondary School persistent absence rate	N	2015	5.6% Better			A	3	5.08%	6.4%
Vulnerable groups									
The % inequality gap in achievement across all early learning goals.	Y	2016	28.20% Better			A	2	27.15%	Top 20%
The % of reception pupils with FSM status achieving 'Good' level of development'.	Y	2016	43% Better			R	4	52.20%	no target
The % of Children in Care of reception age achieving a Good Level of Development.	Y	2016	50.0% Better			Not yet available			no target
Key Stage 2 - % of pupils eligible for Free School Meals achieving expected standard in Reading, Writing and Mathematics	N	2016	28.90% New			Not yet available			Above national average
Key Stage 2 - % of SEN statement/EHCP pupils achieving expected standard in Reading, Writing and Mathematics	N	2016	5.40% New			Not yet available			no target
Key Stage 2 - % of Children in Care achieving expected standard in Reading, Writing and Maths	Y	2016	17.64% New			Not yet available			no target
Key Stage 4 - % of pupils eligible for Pupil Premium achieving Progress 8	Y	2016	-0.61 New			Not yet available			Above national average
Key Stage 4 - % of SEN statement/EHCP pupils achieving Progress 8	Y	2016	-0.71 New			Not yet available			no target
Key Stage 4 - % of Children in Care achieving Progress 8						Not yet available			no target
% of NEET 16-19 for children with SEN and disability	Y	Aug-16	6.7% Better			A	n/a	n/a	no target
NEET young people aged 16-18	Y	Aug-16	3.1% Similar			G	1	3.63%	<4%
The participation rate of 17 year olds.	Y	Aug-16	95.3% Similar			A	n/a	n/a	97%

RAG rating key

	Top quartile of local authorities or high in the second quartile with an improving trend
	Second or third quartile with room for improvement
	Fourth quartile or low in the third quartile with a declining trend

This page is intentionally left blank